

Raising Awareness & Fundraising for our Sister Parish Relationships

SUPPLEMENTAL RESOURCES

<i>Prayer Program Flier</i>	2
<i>Children's daily activity calendar</i>	3
<i>Alfombra Project Details</i>	5
<i>General Fundraising Planning and Strategies</i>	10
<i>Recycled Art Sale Church Announcement</i>	12
<i>Musica Dulce Flyer and Poster</i>	13
<i>Cinco de Mayo Event</i>	15

Prayer Program Flier

PRAYER: ONE MEANS OF ACCOMPLISHING THE SISTER PARISH VISION

Our challenge:

During the 2014 south to north visit prayer was identified as one means of accomplishing the vision of the Sister Parish Program. The DCC Sister Parish Committee agreed, with our brothers and sisters from San Antonio, to set up a joint program whereby we would share prayer concerns that will help us, together, further accomplish the SP vision. The prayers will be identified by members of the two congregations who will be encouraged to include these concerns in their prayer life. The prayers can be lifted up daily and in worship services as well. Please regularly review the two components of the Sister Parish Vision, identify related prayer concerns, and commit to praying about the concerns raised by the two congregations.

The Sister Parish Vision:

We believe the Kingdom of God is already present but not complete, and the liberating Gospel calls us to work together to build this Kingdom through:



- **Consciousness-Raising** We will seek to transform the world by sharing each other's experiences so that we can better understand and overcome the sources of injustice and oppression.
- **Solidarity** By putting ourselves in the reality of others and by building an interdependent community of brothers and sisters within and among countries, we will promote mutual respect and dignity for all people, advocate for human rights, and work for social and economic justice.

Prayer concerns:

Please identify prayer concerns focused on accomplishing the vision. Place them in the collection plate during Sunday worship marked "SP Prayer Concern." The concerns will be listed in the DCC Sunday bulletin, the weekly e-mailed "Good News" and the newsletter. In the spirit of accomplishing the SP vision let us go forth together in prayer and action.















Children's daily activity calendar
















(Copyright SHVogelman)

Supplies Needed: This calendar, one "Kindness Kan" coin collection can for each child, and a wallet, piggy bank or jar of coins. **Suggested Use:** Hang this calendar on your refrigerator during Lent. Decorate and place your "Kindness Kan" on the kitchen table or in a place where your family gathers together. As a family, (once a day or once a week) read and do the activities on this calendar. Decide together how much money to place in the Kindness Kan; the kind and number of coins is just a suggestion - feel free to give any kind of coins or bills. Exchange any day's activity for something you like better if necessary - be creative with your kindness! Just take time to pray or think about being kind to everyone, especially the needy in our world each day as we journey toward Easter. The money collected supports the Millennium Development Goals and will be donated to Episcopal Relief and Development who will use it to help children and families living in El Salvador and Guatemala in Central America. Thank you for participating as a family in this important Church School Outreach Project. May it enrich your Lenten journey by providing opportunities to spread kindness and count your blessings, while having caring conversations in your home. More resources are available for you to share at home: the MDGs for Kids cross, Lenten devotion booklets, and online links (see below). Bring your filled "Kindness Kan" to church and place them at the altar during the Presentation Hymn (following the money baskets) during any service on April 7th, 14th or 21st.

LENT 2013 TRINITY CHURCH SCHOOL KIDS' KINDNESS KALENDAR

Sunday	Monday	Tuesday	Wednesday	Thursday	Friday	Saturday
<div><p>Episcopal Relief & Development</p></div> <div><p>17 ☺ Smile at someone you don't know yet. Attend Church and School today.</p></div>	<div><p>ONE THE CAMPAIGN TO MAKE TRINITY HISTORY BE A ONE EPISCOPALIAN</p></div> <div><p>18 📖 Learn about some countries in Central America by going to the ERD website: www.erd.org/el-salvador www.erd.org/guatemala Add coins for new things you learned.</p></div>	<div><p>FEB 12 Shrove Tuesday</p><p>Key: ☺ = Act of Kindness ♥ = Kindness Kan contribution (KK) ✍ = Learn something new</p></div> <div><p>19 ☺ Make a note or card for someone who needs a pick me up. ♥ Add a coin for the paper, crayons, markers you may have used.</p></div>	<div><p>13 Ash Wednesday LENT BEGINS</p></div> <div><p>20 ☺ Make yours or someone else's bed. ♥ Decide on an amount to put in your Kindness Kan for each blanket on your bed.</p></div>	<div><p>14 ☺ Make a card that says, I Love You and give it to someone you love. ♥ Put a coin in your KK for every Valentine you received.</p></div>	<div><p>15 ☺ Call an elderly person and just say "Hi"! ♥ Put a coin in your Kindness Kan for every older person you love.</p></div>	<div><p>16 ☺ Bring in some food for Food Pantry. ♥ Put a coin in for each time you ate today.</p></div>
<div><p>24 ☺ Wave to everyone you see on the road on your way to church today</p></div>	<div><p>25 📖 El Salvador has a tropical climate with pronounced wet and dry seasons. ♥ If you have heat and/or air-conditioning put in 3 coins.</p></div>	<div><p>26 ☺ Hold the car door open for someone else today. ♥ Put a coin in for every ride in the car today</p></div>	<div><p>27 📖 Half the families living in Guatemala and El Salvador live in poverty. ☺ As a family, say a prayer for those living in poverty around the world.</p></div>	<div><p>21 📖 Over 1 billion people do not have access to clean water. ♥ Put a coin in your KK for every drink you had today.</p></div>	<div><p>22 ☺ Wash your hands before dinner without being asked. ♥ Put 2 coins into the Kindness Kan in thanksgiving for soap and clean water.</p></div>	<div><p>23 📖 Read about what it's like to live in El Salvador or Guatemala in a book, magazine or on the internet. ☺ Pray for their children and families.</p></div>
<div><p>24 ☺ Wave to everyone you see on the road on your way to church today</p></div>	<div><p>25 📖 El Salvador has a tropical climate with pronounced wet and dry seasons. ♥ If you have heat and/or air-conditioning put in 3 coins.</p></div>	<div><p>26 ☺ Hold the car door open for someone else today. ♥ Put a coin in for every ride in the car today</p></div>	<div><p>27 📖 Half the families living in Guatemala and El Salvador live in poverty. ☺ As a family, say a prayer for those living in poverty around the world.</p></div>	<div><p>28 ☺ Let someone else go in front of you in line today at school. ♥ Put a coin in your Kindness Kan for all your friends.</p></div>	<div><p>March 1 📖 Many children in Central America are hungry. ♥ Try a meatless meal today and put 3 coins in your Kindness Kan.</p></div>	<div><p>2 📖 Many children living in poverty have never even held a storybook. ☺ Donate some of your extra or old books to the library in town.</p></div>
<div><p>3 ☺ Give hugs in church at The Peace today.</p></div>	<div><p>4 📖 People all over the world walk miles for firewood & water. ♥ Count the steps you take from your house to your car. Give a coin for each step.</p></div>	<div><p>5 📖 Many homes of those living in poverty do not have indoor toilets. ♥ Put a coin in your Kindness Kan for each bathroom in your house.</p></div>	<div><p>6 ☺ Give someone a compliment (tell something nice about them).</p></div>	<div><p>7 ♥ Put one coin in your Kindness Kan for each bed in your home.</p></div>	<div><p>8 ♥ How many plates are on your table at dinner tonight? Put one coin in your Kindness Kan for every plate or bowl.</p></div>	<div><p>9 ☺ Bake some cookies for a lonely neighbor. ♥ Put a coin in your Kindness Kan for the smell of warm cookies!</p></div>

Sunday	Monday	Tuesday	Wednesday	Thursday	Friday	Saturday
March 10 ☺ Say thank you to your Church School teachers! 	11 ♥ For each appliance you have (stove, toaster, dishwasher, etc.) put a coin in your Kindness Kan. 	12 ☺ Call a friend who was out sick today. ♥ Add a coin for every doctor or dentist visit you had this year. 	13 ☺ Look for a sign of Spring. ☺ Give thanks to God for the seasons. 	14 ♥ Count the number of meals your family ate out this week (include school lunches). Put a coin in your Kindness Kan for each one.	15 ☺ Next time your family eats out, ask your ask your parents to give a BIG tip to the waiter. ☺ Read about Mayan civilization/culture.	16 ☺ Put your dirty clothes in the laundry without being asked. ♥ If you wore socks today, put 2 coins in your Kindness Kan. 
17 ☺ Give Pastor Kathie a hug today! 	18 ☺ What would life be like without a computer? ♥ Put a bill in your Kindness Kan for each computer/tablet in your house.	19 ☺ Invite a friend over. ♥ Give thanks for all your toys, games and movies that you have and put 3 coins in your Kindness Kan. 	20 ☺ Look up a Papusa recipe. ☺ Try a new healthy food at dinner. ♥ Put some coins in your Kindness Kan for eating healthy food.	21 ☺ 1.6 billion people (¼ of humanity) live without electricity. ♥ Put a nickel in your can for every time you used electricity today. 	22 ☺ Share something with someone else today without being asked. ☺ Go to the library or look online and read a Central American folktale.	23 ♥ For each pet you have, put 2 coins in your KK.
24 PALM SUNDAY ☺ Attend Church & Workcamp Brunch, and take home a palm. 	25 HOLY WEEK ☺ Make some palm crosses and pray for those who need our help. ♥ Put some coins in your can for Holy Week.	26 ☺ New shoes help prevent diseases & allow some children to go to school. ♥ For each pair of shoes or sneakers you own put 1 coin in your Kindness Kan.	27 ☺ Give someone a hug who needs one. ☺ Attend the 7:30 p.m. Tenebrae Service or light a candle and pray together at home. 	28 MAUNDY THURSDAY ☺ Attend the 7:30 Service or Read John 13:1-15 and wash each other's feet at home.	29 GOOD FRIDAY Attend the Children's Service at 10 a.m. today. 	30 HOLY SATURDAY ♥ Decorate Easter Eggs and put one coin in your Kindness Kan for each egg you decorate.
31 EASTER SUNDAY ☺ Attend Church and say: Alleluia! 	APRIL 1 ♥ Did you get an Easter basket of treats? Put a coin in your Kindness Kan for each treat.	2 ♥ Catch up on your Kindness Kan donations. ☺ Do some activities you may have missed. ♥ Keep being kind!!! 	Resources for Children and Families: <ul style="list-style-type: none">Episcopal Relief and Development - http://www.er-d.org/United Nations Cyber School Bus - http://cyberschoolbus.un.org/mdgs/index.htmlUNICEF children's activities - http://www.unicef.org/siteguide/resources_27932.htmlChurch World Service http://www.churchworldservice.org/buildavillage/activities.htmlCentral America: http://www.ducksters.com/geography/centralamerica.phpNewtown Kindness: http://newtownkindness.org/			"Do your little bit of good where you are; it's those little bits of good put together that overwhelm the world." - Bishop Desmond Tutu 
7 ☺ Bring your filled and counted Kindness Kan to church and bring it up to the altar during the Presentation Hymn following the money baskets. 	If you forget your Kindness Kan or can't come to church on the 7th, please bring it in on the 14th or 21st. We'll announce the total collected on MDG Sunday, May 5th.					Matthew 25:35-35: 40b

Alfombra Project Details

Document created by Sister Parish committee at St. Joan of Arc Catholic Community, Minneapolis MN in April 2015. Note: This is a “how-to” process that we have followed for many years, but of course experimentation and different ideas are encouraged!!

Design and Templates

- Set a timetable so that others can get tasks done that are dependent on the design.
- Draw out design to scale 8” x 12” with colors indicated, simple is better, something that connects the two Sister Parishes is better if possible.
- To enlarge from inches to 8 x 12 ft use an enlarger that projects on a wall space, or sketch to actual size free-hand.
- Trace shapes from design on cardboard, mostly bicycle boxes obtained from bike store.
- Shapes are cut out with box cutters in such a way that box cuts do not scratch or nick the floor surface underneath.
- Shapes are used for both positive and negative applications of the sawdust to create the design at St. Joan’s on the cement slab of the patio in front of the gym. (Others build their alfombra in an inside space, but it is important to think about the sawdust mess after people have walked through it.) Some templates guide the application of new sawdust, while others protect spaces where sawdust is already applied.

Sawdust

- Sawdust is obtained from a woodworkers shop, the finer the better. We usually get two garbage bins (maybe 1/2 to 2/3 full) of sawdust, but it depends on the size of the alfombra.
- Part of the sawdust is then dyed to match colors required for design. Natural (not dyed) sawdust is used as a base and/or border at times to save dyed sawdust.
- See separate notes from Mindy Ahler (below) about dying sawdust.
- Dyed sawdust unused from year to year is stored with other supplies at Parish Center.

Construction

- On the day of construction, Usually Holy Saturday, supplies are removed from storage and assembled in the work area around 9-10 am.

- The 8 x 12 ft frame is constructed of 2x4's ready for assembly (and stored from year to year).
- Water containers with pumps are needed to keep the applied sawdust from blowing away.
- Bricks and cross planks are used when needed to crawl out on to reach down into the middle of the alfombra.
- Usually one coat of sawdust is applied as a base (within the space enclosed by the frame) and raked out to an even layer, then tamped down with a homemade wooden "tamper". Then colored sawdust is added in a thin layer on top of it, as appropriate to the design.
- Cardboard templates guide the application of colored sawdust to create parts of the design.
- There are two ways of applying the colored sawdust — with your fingers or with sifters. The sifters provide a smoother appearance and usually use less sawdust.
- At times different colored dried beans, peas, corn meal, etc. are used instead of sawdust to outline more clearly aspects of the design or for small parts.

Finished Alfombra

- When completed, a plastic tarp to protect the work is laid over the alfombra with something in the middle to make the tarp a low tent-like protective structure. (Just high enough so the tarp is not laying directly on the alfombra, but above it.) This protects it from rain, snow and wind.
- Bricks hold down the tarp to keep it firm and keep animals from crawling underneath.

Sunday Morning

- Tarp is removed before the first mass. Information is posted about the design, Sister Parish and the Alfombra customs in Guatemala. Protective ropes may be strung around the alfombra to keep people from accidentally walking through it. Sister Parish members stand by to answer questions.
- Just before the last mass is over, the frame and protective ropes are removed. Then the presiding priest leads the procession of people through the alfombra, turning it back to sawdust!!

Clean up

- Board put away into storage for next year. Sawdust is swept up and put into compostable containers.

DYING SAWDUST

(By Mindy Ahler)

Dying sawdust has been an experimental process over many years. Here's what has worked for us, but asking questions and trying your own experiments is also encouraged.

Type of dye:

When I first started I was able to get many colors of water based powdered aniline wood dyes from woodworking shops. This is what we have now been able to obtain from Guatemala for a much cheaper price. For some reason, US stores stopped carrying the bright colors of the powder and I can only find brown tones and they have gotten much more expensive. There are some liquid aniline dyes available in colors, but they too are quite expensive and seemed to be more difficult to work with for me. Thus I turned to clothing dye as a solution a number of years ago. Rit is one brand. I know there was another brand I used too, but can't think of the name right now. These come in many different colors and are much less expensive than the wood dye. They are also not as potent and the colors are not as vibrant. However, I'd recommend going with the cheap and easy solution for your first try because (our experience shows) people who come to see your finished project will be so impressed that you did it and with sun shining on it it will look beautiful even if the colors aren't the most vibrant they could be.

Dye process:

Here's the process I use. You will need to experiment on the amount of water to powder and the amount of dye mixture to sawdust find the color you like. Fill a pint size glass jar part way (wide mouth best) with warm water. I use 1-2 heaping teaspoons of powder mixed to begin with and mix into the water until dissolved. I use a stand alone plastic washtub (like the ones used to wash dishes) to mix sawdust with the dye. Place 2-3 scoops (I use a quart size cottage cheese container as a scoop) in the washtub - about 1/4 or less full. Pour the dye mixture over the sawdust. Using rubber gloves (or your hands will be very colorful and you might be exposed to not nice chemicals) rub the sawdust between your hands to break up clumps and distribute the dye. If the color is too light, add more powder to the water when mixing the dye. If the color is too dark, you can add more sawdust and mix less powder on the next round. We dump the finished mix into plastic garbage bags - repeating the process until you have what seems like enough sawdust of a given color. Leave the bag open wide to let the mixture dry a bit before using. We save the left over sawdust from year to year, but the colors do fade and get

“muddy” in storage. Sometimes we’ll mix an old left-over color with newly dyed sawdust to brighten it up a bit.

Another thought:

We usually sift the sawdust onto the design. This uses a surprisingly small amount of colored sawdust. In early years we dyed maybe 3-5 gallons of a color and now we dye maybe 1-2 gallons of a color. If you use your hands to sprinkle the colored sawdust on the design you will need more than the sifting process.

Other ideas for experimentation: We heard that another group tried tempura paints for dying sawdust with good success. An online source recommended filling buckets with sawdust and mixing in powdered tempura paint — then stir with a stir stick until the sawdust takes on the paint color. This source didn’t use water! We have not done this but might be worth a try.

Alfombra Supplies Check List

- ☐ Sawdust
- ☐ Beans
- ☐ Dye and dying supplies
- ☐ Shakers
- ☐ Frame
- ☐ Scoops for sawdust
- ☐ Plastic garbage bags (white best)
- ☐ Rags
- ☐ Tarps to cover when finished
- ☐ Tool box
- ☐ Ladder
- ☐ Garden Sprayers
- ☐ Wood or Cement blocks to support ladder
- ☐ Pads for kneeling
- ☐ Duct Tape
- ☐ Extra cardboard
- ☐ Small bricks/blocks to hold cardboard and tarps from blowing
- ☐ Razor cutters/exacto knives/carpet cutter/box cutter
- ☐ Explanation of purpose/design

Online Links To Check Out

This is one example of how they do it in Guatemala:

<https://www.youtube.com/watch?v=7V9uHo6AkU0>

And this one from the Kentucky Arts Council is closer to home and very lovely:

<https://www.youtube.com/watch?v=k0rVWpOeDLs>

This one is longer but shows a bunch of alfombras being made in the streets of Guatemala:

<https://www.youtube.com/watch?v=KNGfOFnGmaU>

General Fundraising Planning and Strategies

Getting Started: Define the objective(s) of your fundraising event

The goals for your event might include:

1. Raising funds (stating a specific dollar amount can be helpful)
2. Generating greater awareness of your sister parish relationship
3. Providing spiritual nourishment and community
4. Encouraging new members to get involved
5. Educating the public about an issue that is important to your sister parish
6. Reaching out to other churches or organizations in your area that may be interested in starting a sister relationship and/or working collaboratively with your committee on specific events

Brainstorm event ideas

Before you get specific, reflect on your potential audience. Who will you invite and what are your potential supporters receiving? Think about what kind of event would please your most likely audience – should the event be family-friendly, art-related, information-related, include stories of witnessing or sales, etc.?

Your event could be a one-time thing or an ongoing display about your sister parish with items for sale. You could also consider ticketing your event, with advance tickets sold at a lower price. Most fundraising does require an investment upfront – try to estimate how much the initial investment will be to determine how much to charge for tickets and/or sales items.

Publicize your event

Spread the word any and every which way you can. Depending on the nature of your event, hang up posters, write bulletin inserts for your church, ask local contacts with overlapping interests to send the invitation to their listservs, use social media, and send the information to all friends and family in the area. It might also help to generate a list of church members you want to personally invite. Although it may involve more work, personalized invitations and asks are always most effective!

Ask for contributions and recruit new members at your event

If you are not selling tickets for the event, make donation receptacles visible and readily available. You can provide donation stations at entry ways before the presentation, pass a plate directly following the presentation and before Q&A, or identify volunteers that will collect contributions as people leave the event. In our experience, it is most effective to pass the plate after a presentation and before Q&A, when some people start to leave. A combined approach of contribution options can also be very effective and reach more potential donors. In your announcement or during your pitch, you can invite people to give what they can, no amount is “too large” or “too small” and let people know if contributions are tax-deductible.

Events can be a great way to recruit new members for your sister parish committee and delegations, and to recruit new churches interested in joining our Sister Parish family.

If there is space for it at your event, tell personal stories about how your sister relationship has touched your lives. Set up a table with materials about your sister relationship, including pictures, brochures, a picture-board presentation, sign-up sheets, and/or contact information for your committee so people know how to get involved or find out about the next delegation. If you have invited the wider community beyond your church, set out information about how new churches can get involved (the US Sister Parish staff person can provide materials).

More information on grassroots and non-profit fundraising:

From our friends at NISGUA:

http://nisgua.org/activist_tools/fundraise_locally.asp http://www.nisgua.org/get_involved/house_party_2011.asp

From NOLO.com:

<http://www.nolo.com/legal-encyclopedia/nonprofit-fundraising-garage-bake-sales-46708.html>

Recycled Art Sale Church Announcement

St Thomas along with our neighbors Congregation Beth Shalom and University Baptist Church will be hosting a Recycled Art Sale on Sunday August 24 from Noon to 4:00 p.m.

This is a unique sale as it will be like a Rummage Sale but will be featuring previously owned art from our collections.

We are asking for donations of

Framed Art
One of a kind jewelry
Pottery
Textiles
Woodworking
Sculpture
Art Books
Etc.

You may bring your pieces to St Thomas Mon – Fri 10 – 4 p.m. Please stop by the office for information as to where to deliver the work.

Volunteers will be needed for setting up the sale as well as working the day of the sale. There will be a Volunteer sign up sheet at the Fair Trade Chocolate and Coffee sale table today, and in the Narthex next Sunday.

The funds raised will go to our Sister Parish program.

Take a serious look at your walls, attic, and shelves, to see what you are willing to re-cycle. This will then make room for purchasing new art to enhance your life and all for a good cause.

Thank you

Musica Dulce

Wednesday, June 27 from 6:15 – 9:00 p.m.

Enjoy the concerts in three different gardens during this musical evening as you spend approximately 45 minutes at each venue. Explore the gardens or bring your lawn chair to listen to the artists. Light desserts and beverage are furnished at each venue and are included in the ticket price of \$15 per person (students K-12 are \$10).

Featuring the music of:

Maritza

- at Mary Bril
- xxxx Magnolia Road

Erik Session and John Goodin

- at Decorah Fish Hatchery
- 2321 Siewers Spring Road

Bread & Butter String Band



- at Karen and Andy Van Der Maaten
- xxxx River Road

(Sponsored by Sister Parish of 1st United Methodist Church)

*Please contact First United Methodist Church office
at 382-3835 or Andy Van Der Maaten at xxx-xxxx for tickets!*

MusicaDúlce

June 27, 2012



Join:

Bread & Butter String Band
Maritza
Erik Sessions & John Goodin

In the gardens of:

Karen & Andy Van Der Maaten
Mary Brill
The Decorah Fish Hatchery



June 27, 2012

Beginning at 6:15 p.m.

\$15 for adults and \$10 for children (K-12)

Tickets available from:

Decorah United Methodist Church
563/382-3835

Anderson Law Office
563/382-2959

Cinco de Mayo communication letters and poster



We welcome you wherever you are on your faith journey!

Associate Pastor Richard Kramer • Associate Pastor Judy Holmen

April 2014

Our organization, Sister Parish, part of the ministry of Faith Lutheran/Journey in Faith, is hosting a **Cinco de Mayo Celebration on Saturday, May 3, at Faith Lutheran Church, 127 2nd Avenue East, West Fargo.** The event will serve nearly 200 people and will be publicized through notices in area church bulletins, radio and television, posters, and word of mouth.

Cinco de Mayo is a special celebration for Americans of Mexican ancestry—a growing population in our Fargo-Moorhead communities.

This traditional Mexican festival brings together Hispanic and other members of the Fargo-Moorhead community to celebrate their heritage. Participants will enjoy a traditional Mexican dinner and delight in traditional entertainment.

Will you help us out by donating to our silent auction or by sponsoring a table (with free tickets for you and your friends and family!)?

A silent auction will help raise funds to support our sister parish relationships by education and first hand experiences in Guatemala as well as in the Fargo-Moorhead-West Fargo area. Sister Parish focuses on transformative education and relationship building by hosting delegations to Guatemala and bringing delegations from that country to our reality. Delegates learn about issues of immigration and life for those who struggle to survive as the poorest of the poor. *Sister Parish* also builds local partnerships to work together for greater understanding among people. This event supports a long-term relationship between Faith Lutheran Church/Journey in Faith, West Fargo, and their relationship with a community in Tierra Nueva Uno in Guatemala.

Can you:

- ♦ **Donate items** for our **silent auction** or **for our meal** to reduce the costs of the event?
- ♦ **Can you sponsor a table?**

The cost of sponsoring a table this year is \$150 per table for which you get eight complimentary tickets to the event.

Checks may be made payable to Sister Parish and mailed to Faith Lutheran Church, Attention: Ginnie Berge, 127 2nd Avenue East, West Fargo, ND 58078. We promise you a delightful time!

We will gladly advertise for you. Please provide us with a banner or sign to display as our way of saying thank you for your support. Table cards will also acknowledge your donation.

Thank you so much for your consideration. Please accept our invitation to participate in this cross-cultural event in the FM/West Fargo community!

Sincerely,

Ginnie Berge – on behalf of the Sister Parish Committee

Office location: 127 Second Avenue East, West Fargo, ND 58078 • Phone (701) 282-3309 • Fax (701) 281-8175
www.growinfaith.org

April 14, 2014

RE: Faith Lutheran Sister Parish
Cinco de Mayo Celebration Table Sponsorship

Dear ,

Thank you for agreeing to sponsor a table at our Cinco de Mayo Celebration on Saturday, May 3, 2014. This traditional Mexican celebration brings together Hispanic and other members of the Fargo-Moorhead and West Fargo community to celebrate cultural diversity. Participants will enjoy a traditional Mexican dinner and great fellowship. A silent auction will help us raise funds to support our sister parish relationship in Guatemala. Sister Parish is an organization which focuses on building relationships between our two communities, as well as transformative education on immigration and other societal concerns. Proceeds from this year's event will help fund a North to South delegation which will include several of our youth. We have, and will continue to help fund a multi-sports court project in our sister parish community to provide a safer place for the youth to play. We also assist with funding their Vacation Bible School program.

The national organization that nurtures our relationship in Guatemala, Sister Parish, Inc., has touched hundreds of lives by creating long-term relationships between communities in the United States and communities in Mexico and Central America since 1988. These relationships are not based upon charity, but rather on solidarity, which promotes mutual respect and dignity for all people.

Corporate and individual sponsorships, ticket sales, a silent auction and a dinner all help make this event an annual success. We promise you a delightful time! If you do NOT plan to use your complimentary tickets, please let us know so we can fill your table with other guests. The tickets you receive may be used for adults or children.

Table cards will acknowledge our gratitude for your sponsorship. If you require special signage for recognition, we will be very happy to display that on your behalf.

Thank you so much for your generous support.

Sincerely,
Ginnie Berge
On behalf of the Faith Sister Parish Committee

Family Friendly!

CINCO DE MAYO CELEBRATION!

A benefit for Faith Sister Parish and Tierra Nueva Uno—a
long term relationship in Guatemala
Authentic Mexican Dinner
Silent Auction ~ Piñata ~ Cake Walk



Saturday, May 3, 5:30pm
Faith Lutheran Church
127 2nd Ave E, West Fargo

Tickets:	Adults	\$10
	Children—6-12	\$5
	Children up through age 5	Free
	Table Sponsors (receive 8 tickets)	\$150

For tickets and to donate silent auction items,
contact Ginnie Berge at 701.282.3309.

Consider joining us the evening before for another
event—a free screening of. . .

"Generations in Solidarity"

Sister Parish Documentary—Friday, May 2, 7:30pm.
Faith Lutheran Church—Refreshments served.

